

No more lies

The abortion industry would have us believe that the procedure is the "gentle suction to remove the pregnancy" (British Pregnancy Advisory Service description). Cloaked in euphemisms they fail to adequately inform the mother that her developing baby is torn apart inside her and then suctioned out.

The embryo or fetus is the most vulnerable and defenceless of all people and yet is denied the most basic of human rights: the right to life.

Can abortion ever be justified if it intentionally ends the life of an innocent human being?

What can you do

Be part of the solution:

- Support us financially
- Join the movement
- Share the facts
- Train with us
- Invite a speaker

Visit our website to find out how.

"Physicians, biologists, and other scientists agree that conception marks the beginning of the life of a human being - a being that is alive and is a member of the human species."

(Subcommittee on Separation of Powers, Ibid 1981 US Senate report)

CBR UK's purpose is never to condemn anyone for past abortions, but to protect children and mothers from future abortions.

CBR UK opposes all abortion related violence.

"You may choose to look the other way, but you can never again say you did not know."

*William Wilberforce
- Close of a speech in House of Commons (1791)*




cbruk.org

Follow us on social media:



Pregnant? Unsure? Need to talk?

HopePregnancy.org.uk



Committed to support all who have been hurt by abortion

PostAbortSupport.org.uk

Centre For Bio-Ethical Reform UK, Company Number 07216999
23 New Broadway, Tarring Road, Worthing, West Sussex, BN11 4HP

What do you think about abortion?


- Over 620 abortions are carried out every day in Great Britain
- 228,627 total abortions were carried out in Great Britain in 2021
- 42.3% of women who had an abortion last year, had one or more previous abortions*
- 99% of abortions were funded by the NHS in England and Wales*

* Taken from the Department of Health Abortion Statistics: 2021 (Data unavailable for Scotland.)

'It is scientifically correct to say that an individual human life begins at conception.'

*Professor Micheline Matthews-Roth,
Harvard University Medical School*

7 week living embryo



contains graphic images

V13 March 2024



8 week embryo



10 week fetus



11 week fetus



16 week fetus



24 week fetus

Pre-natal development

DAY ONE (fertilisation) this marks the beginning of a new, whole and **unique human being** with its own genetic code. There is enough information in this tiny zygote to control human growth and development for the rest of its life.

SIX DAYS (from fertilisation) at around six days after conception the embryo begins the implantation process into the lining of the uterus.

THREE WEEKS (from fertilisation) by the third week development of the brain, spinal cord and heart is well underway. The **heart begins beating** at 3 weeks and 1 day and is visible by ultrasound almost immediately.

SIX WEEKS (from fertilisation) an EEG (electroencephalogram) can detect brain waves as early as 6 weeks, 2 days! The embryo reflexively turns away in response to light touch on the face.

EIGHT WEEKS (from fertilisation) by the eighth week experts estimate the embryo possesses approximately 90% of the 4,500 body parts found in adults. Incredibly, it measures around 30mm from head to rump. From 8 weeks, 1 day the developing human is called a fetus, which means "**little one**" or "**unborn offspring**."

TEN WEEKS (from fertilisation) by the tenth week fingernails, toenails and **unique fingerprints** all appear. The 10 week fetus measures about 8cm from head to heel.

TWENTY WEEKS (from fertilisation) all skin layers and structures are complete. With specialised medical care some fetuses **can survive outside the womb** with survival rates reported as high as 40% in some medical centres.

"After fertilisation has taken place a new human being has come into being."

Dr. Jerome Lejeune, Professor of Genetics, University of Descartes.

All images and information in this leaflet are dated from fertilisation.

Pre-natal development descriptions taken from The Endowment for Human Development, ehd.org

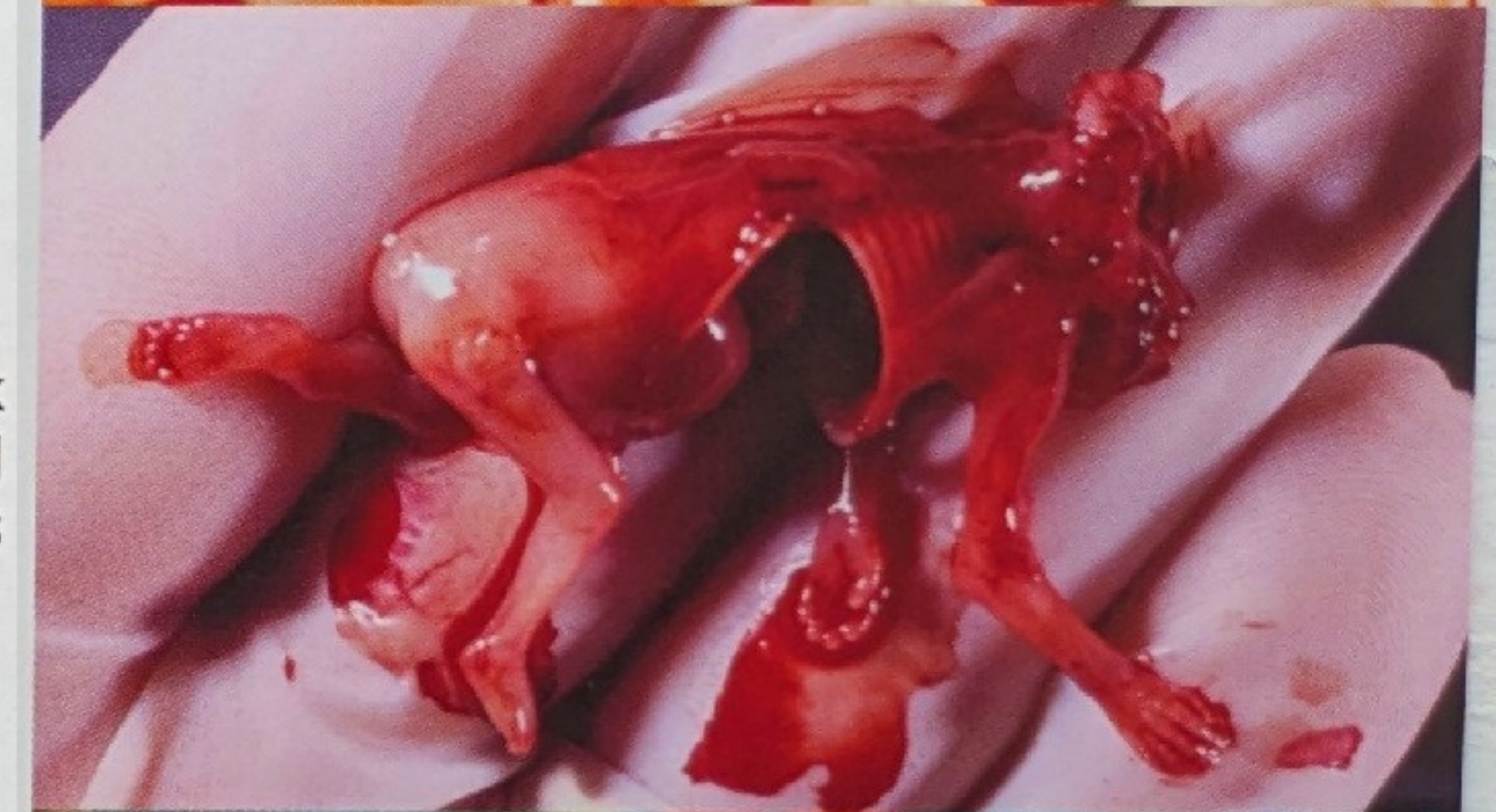
7, 8, 10 and 11 week fetus images taken from Education Resource Fund, erf.science



8 week aborted embryo



10 week aborted fetus



11 week aborted fetus



15 week aborted fetus



22 week aborted fetus